


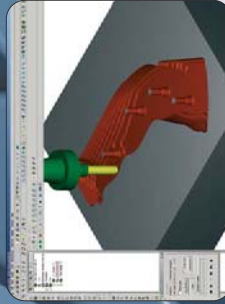
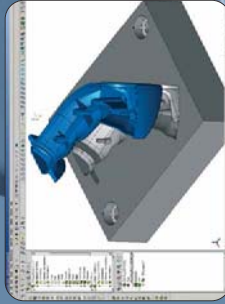
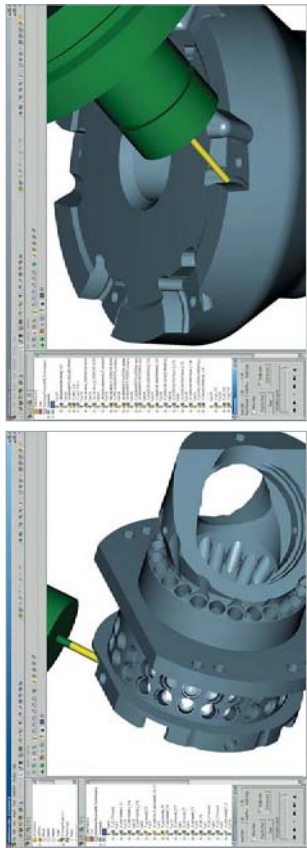
SolidCAM

The Gold-certified integrated CAM-Engine for SolidWorks

check them using SolidCAM's advanced toolpath verification. The output are ready-to-run programs for your 4/5-axis CNC-machine.

3+2 Multi-Sided Machining

With SolidCAM, programming and machining of multi-sided parts on 4- and 5-axis machining centers is efficient and profitable. SolidCAM rotates the SolidWorks model to the user-defined machining planes and automatically calculates all necessary shifts and tilts for the 3D machining homes. SolidCAM enables flexible set-ups and reduces the need for special clamping jigs. You can define your 2.5D and 3D machining operations on any face and



Mold of computer joystick created in SolidWorks, machined using SolidCAM's 3D Milling Module.

SolidCAM is the complete, 'best-in-class' Manufacturing Suite for efficient and profitable CNC-Programming inside SolidWorks. SolidCAM is a SolidWorks Certified Gold Product for CAM. SolidCAM provides seamless single-window integration and full associativity with the SolidWorks design model.



2.5D Milling

3D Milling

3+2 Multi-Sided Machining

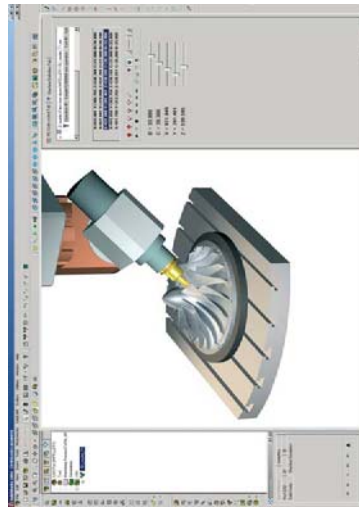
Simultaneous 5-Axis Machining

Turning + Driven Tools

2/4-Axis Wire-EDM

Simultaneous 5-Axis Machining

Simultaneous 5-axis machining is becoming more and more popular due to the need for reduced machining times, better surface finish and improved life span of tools. SolidCAM utilizes all the advantages of Simultaneous 5-Axis machining and together with collision control and machine simulation, provides a solid base for your 5-axis solution. Intelligent and powerful 5-axis machining strategies, including swarfing and trimming, enable the use of SolidCAM for machining of complex geometry parts including mold cores and cavities, aerospace parts, cutting tools, cylinder heads, turbine blades and impellers. SolidCAM provides a realistic simulation of the complete machine tool, enabling collision checking between the tool and the machine components.



© 2004 SolidCAM, Inc. All rights reserved. All brands and product names are registered trademarks of their respective owners.

SolidWorks + SolidCAM: The Solid Choice

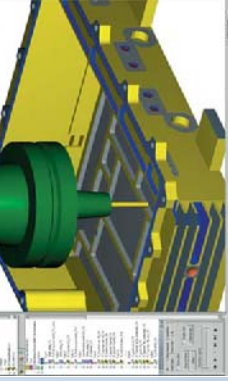

www.SolidCAM.com



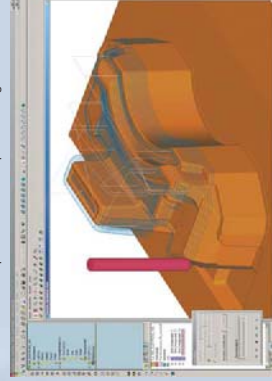
SolidCAM – providing the bridge between Design and Manufacturing with Power and Ease-of-Use

The Machinist's Choice

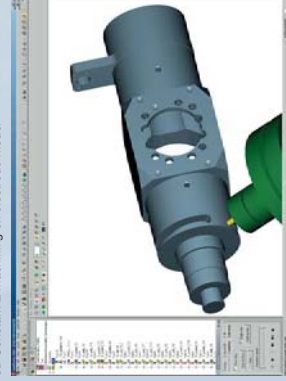
For nearly two decades, thousands of worldwide customers have relied on the performance of innovative CAM solutions provided by SolidCAM. The hallmarks of SolidCAM are its ease-of-use combined with its powerful CAM functionality and customized



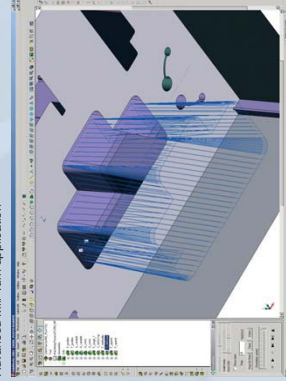
Simulation of 2.5D operations on aerospace housing



3D Constant-Z machining on electrode model



Advanced Mill-Turn application




4-axis Wire-EDM




Advanced CAM-Intelligence

SolidCAM's Automatic Feature Recognition and Machining (AFRM) module automates the manufacturing of parts with multiple drills and complex holes. SolidCAM automatically recognizes all the hole features in the solid model and generates the tool path for the machining using knowledge-based Machining Processes stored in the Technology database. Manufacturing can



Visualization and Machining of Rest Material throughout the complete Manufacturing Process

Stock models for machining can be defined using any 2D contour, 3D model or can be automatically derived from the target model. This option enables the user to efficiently manufacture casts or pre-fabricated workpieces. SolidCAM uses the difference between the stock and target model to calculate the roughing operations on the 3D model. After each successive machining step, the rest material will be automatically updated. At any stage of the manufacturing process, SolidCAM provides powerful functions to display, analyze and machine the remaining rest material. The rest material features are available for 2.5D, 3D and 3+2-axis multi-sided machining.



3D Rough operation with advanced rest material features

SolidCAM – the full Manufacturing Suite inside SolidWorks

2.5D Milling

SolidWorks models with features such as pocket cutouts, profiles and drills can be interactively turned into toolpath for profitable production on CNC-machines. Full toolpath control and powerful algorithms ensure that the user can manufacture the way he needs to. Operations can be easily reordered, moved, rotated and mirrored. SolidCAM has been tested for real-life production environments and is successfully used by thousands of manufacturing companies and job shops.

3D Milling

SolidCAM's 3D Milling can be used both for prismatic parts and for complex 3D models. For prismatic parts SolidCAM analyzes the model and automatically recognizes pockets and profiles to be machined using Z-constant machining strategies. For molds, electrodes and prototypes, SolidCAM offers powerful 3D machining, including advanced High Speed Machining strategies and integrated rest material options. No matter how complex the model, SolidCAM provides the optimal approach and roughing strategy with superior 3D finish machining for mold and die applications.

Turning + Driven Tools

SolidCAM provides maximum productivity and reduced CNC-programming time for Turning, Turning with Driven Tools and for advanced grooving applications. SolidCAM supports a large number of tool-shapes including special support for the advanced machining technologies of ISCAR's Turn-Groove tools. SolidCAM provides all milling and drilling operations for driven tools on the face or the perimeter of the stock.

2/4-Axis Wire-EDM

SolidCAM Wire-EDM handles profiles and tapers with constant and variable angles, as well as 4-axis contours. SolidCAM's intelligent algorithms prevent the falling of material pieces by automatic pocket processing. SolidCAM provides full user control of stop-points and of wire cutting conditions at any point of the profile or taper.

The Dream-Team for Design and Manufacturing:
SolidWorks + SolidCAM

www.SolidCAM.com